

**MÔN TIẾNG ANH – MÃ CHẤM: A08a**

**CHUYÊN ĐỀ HÙNG VƯƠNG:**

**Integrate Information Technology into English Teaching**

## Contents

Part 1. Introduction .....	2
I. Reasons for choosing the study .....	2
II. Aims of the study .....	2
III. Limits of the study .....	2
Part 2. Some online teaching techniques and tools .....	3
I. Flipped learning .....	3
II. Thinglink .....	5
III. Pinterest .....	6
Part 3. Conclusion .....	11
REFERENCES .....	12

## **Part 1. Introduction**

---

### **I. Reasons for choosing the study**

Various attempts have been made to improve the efficacy of teaching and learning English at school in Vietnam. The main challenges lay, however, in the lack of motivation to learn English from the students, the limited exposure to English outside of the classroom and the shortage of authentic materials available to teachers of English, especially in mountainous areas.

In a course in 2015, the writer was exposed to various online tools used worldwide as “aids to language teaching and learning”. After applying those tools in Nguyen Tat Thanh gifted high school in Yenbai, the writer weighed the strengths and weaknesses of each tool and decided to introduce the three tools which may be more appropriate in the educational setting in Yenbai, since they help teachers collect and organize online materials more efficiently, maximize students’ exposure to interesting and learnable materials in English, and diversify the learning and teaching mode. Hence, they help to deal with the three aforementioned issues effectively.

### **II. Aims of the study**

The study aims at introducing a brief overview of three teaching techniques and tools. This paper also provides some samples of the tools’ application designed by the writer and other teachers in her teaching network. The prime objective is to encourage teachers to explore and try the tools in their class, make some adjustment according to their own setting.

### **III. Limits of the study**

Should there be an application of more tools in a wider setting, this paper could be considerably improved.

## Part 2. Some online teaching and learning tools

---

### I. Flip learning

#### 1. What is Flipped Learning?

According to the Flipped Learning Network, Flipped learning is an approach in which learners individually access and take the instructions before class time, then instructor focuses more on addressing students' questions, guiding students to apply the knowledge to solve real life problems. Besides, students have opportunities to share their knowledge and discuss the subject matter with their classmates and even to be engaged in wider learning communities.

#### 2. What are some benefits to flipped learning?

- Students can go back to the lecture any time and as many times as they like.
- Students have more time and opportunity to reflect what they get from the instructions.
- Instructors have more time to pay attention to students' individual need.
- Flipped learning encourages independent and active learning process because students control their learning.
- Flipped learning involves more students' experience with technology and project-based learning.

#### 3. How can Flipped Learning be integrated in classroom?

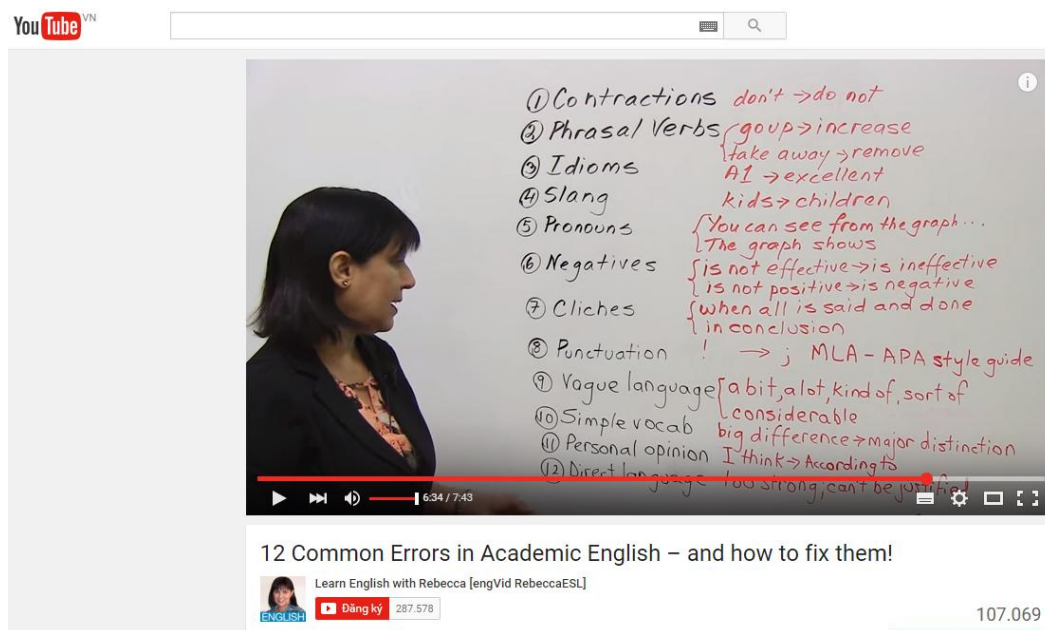
Students will be provided web links via social network such as Facebook, email, Google drive, etc. to some materials such as lectures made by native speakers or professors (ted talks, educational Youtube, etc.) or some visualized vocabulary and idioms (available on Pinterest, google image, and so on). Before class students share their reflection using voice reflection (Voice thread), blog, discussion forum (google doc, Padlet, Khan Academy), debate webpage. In class later they discuss the content, application and practice more.

For example, in order to prepare for the pronunciation lesson of Unit 4, English 11 (the new book set), students may watch a clip by Rachael (how to make r sound), answer some guided question about the position of lips, tongue and the articulation of the sound, compare them to those sounds in Vietnamese. In the pre-stage of the lesson, students and teachers discuss different answers to those questions, teacher assess students' performance and give feedback, design more practice if necessary.



[https://www.youtube.com/watch?v=Jq\\_yIbrD01c&list=PLB043E64B8BE05FB7&index=25](https://www.youtube.com/watch?v=Jq_yIbrD01c&list=PLB043E64B8BE05FB7&index=25)

In order to prepare for a lesson on academic writing, students are asked to watch at home the short lecture focusing on the 12 common mistakes in academic English. In class students may have more time to discuss the content of the lecture, fix their own writing problem or their friends' writings.



<https://www.youtube.com/watch?v=mZQgd2sPxpK>

## II. Thinglink

### 1. What is Thinglink?

Thinglink is an interactive platform allowing users to create an interactive picture where they can add texts, video links, web links, etc.

### 2. What are some benefits of Thinglink?

Thinglink is a must-have tool for English classroom because it can engage students more, make materials more learnable, combine different sources into just one picture.

### 3. How can Thinglink be integrated into lesson?

There are some great ways to utilize Thinglink in classroom. For example, teachers may create an interactive picture to teach household chore vocabulary, Unit 1, English 10 (the new book set)



<http://vnpttn-2014course.weebly.com/thinglink.html>

Also, students can create their own portfolios throughout the semester with Thinglink and share with teachers, friends and parents. Besides, Thinglink is an effective and new tool for presentation. Homework is another application of Thinglink which helps familiarize students with Flipped learning.

A free Thinglink account can be created on the website <https://www.thinglink.com/>

### III. Pinterest

#### 1. What is Pinterest?

When the writer was browsing online and saw something interesting, she often printed it out or bookmarked it on her computer. Later she often could not get access to them when necessary. There is a simple way to avoid this with Pinterest. Pinterest is a website that allows net users to create a board on any topic and pin the images of websites to that board. The images then link to the website.

#### 2. What are some benefits of Pinterest?

Pinterest saves all of the pins on an account so that the users can access them easily. Besides, users can follow their friends on Pinterest and "repin" things that their friends pin on their board. However, Pinterest boards should be well organized and Pinterest users should stay focused when following other "pinters"

because it is easy to get lost in hundreds of interesting pins. The writer added Pinterest in this paper because this tool is beneficial for teacher's development, professionally and personally. Pinterest also creates the chance for collaboration among students in language class. Yet, it is necessary to give students clear expectations about what is and is not acceptable to pin.

### **3. How can Pinterest be integrated into classroom?**

Some possible implications in English language teaching and professional development are suggested below.

#### **a. Applications in English language teaching**

- Create Picture Board: Pin printable pictures to use as visual aids in lesson.

Samples of Idioms pins



<https://www.pinterest.com/pin/524950900296839037/>

### 10 animal-based comparative idioms

**as quiet as a mouse**  
very quiet  
Don't wake them up! Be as quiet as a mouse. 

**as blind as a bat**  
completely blind, or jokingly about poor eyesight  
Without glasses she's as blind as a bat. 

**as stubborn as a mule**  
very stubborn  
I can't convince you to anything, you're as stubborn as a mule. 

**as busy as a bee**  
very busy  
She never has free time anymore, she's as busy as a bee with work. 

**as red as a lobster**  
very red  
Whenever he gets mad, he becomes as red as a lobster. 

**as ugly as a toad**  
very ugly  
That girl is as ugly as a toad. 

**as free as a bird**  
without any worries or duties  
Traveling makes you feel as free as a bird. 

**as silly as a goose**  
very silly  
You're being as silly as a goose. 

**as wise as an owl**  
very smart, wise  
I always listen to my father, he's as wise as an owl. 

**as mad as a hornet**  
very angry, mad  
I'm so angry! I'm as mad as a hornet. 

<https://www.pinterest.com/pin/524950900296839060/>

### 10 food idioms

**piece of cake**  
something easy  
The math test was a piece of cake. 

**to go bananas**  
to become crazy  
He went bananas. 

**bring home the bacon**  
to earn money  
My husband brings home the bacon. 

**have bigger fish to fry**  
have more important things to do  
I couldn't attend the meeting, I had bigger fish to fry. 

**That's the way the cookie crumbles**  
That's how it is. 

**like two peas in a pod**  
nearly identical, very similar  
They're like two peas in a pod. 

**as red as a cherry**  
very red  
Her cheeks were as red as cherry. 

**eat like a horse**  
eat a lot, large quantities  
My husband eats like a horse. 

**walk on eggshells**  
try hard not to upset someone  
I've been walking on eggshells around my boyfriend. 

**hard nut to crack**  
a difficult problem or a difficult person  
He is a hard nut to crack. 

<https://www.pinterest.com/pin/524950900296871078/>

### 10 clothing idioms

**cut from the same cloth**  
to be similar  
My son and I are cut from the same cloth. 

**with a fine-toothed comb**  
search carefully  
We went over the flat with a fine-toothed comb. 

**fit like a glove**  
fit perfectly  
That dress fits you like a glove. 

**to lose one's shirt**  
lose all one's money  
I lost my shirt in a poker game. 

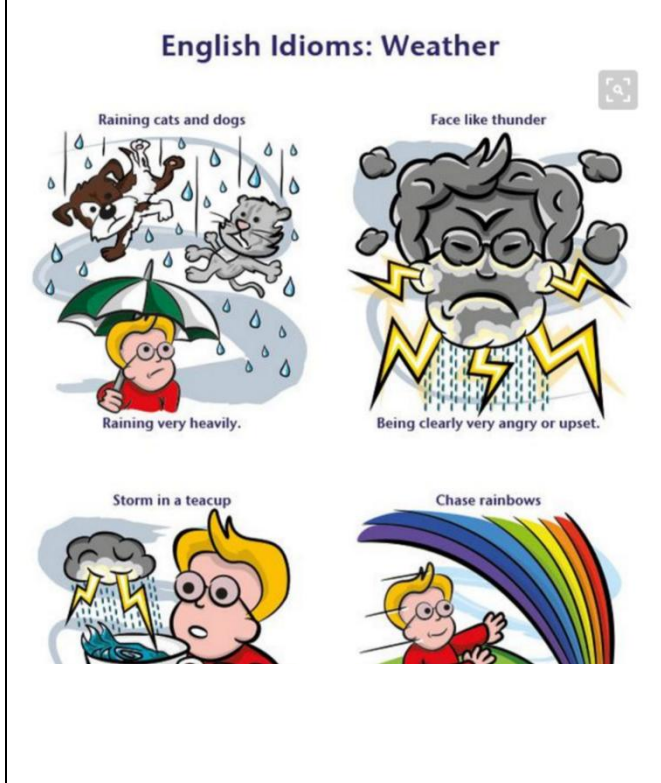
**roll up one's sleeves**  
prepare for hard work  
It's time to roll up your sleeves and get to work. 

**have an ace up one's sleeve**  
have an advantage nobody knows about  
That girl always has an ace up her sleeve. 

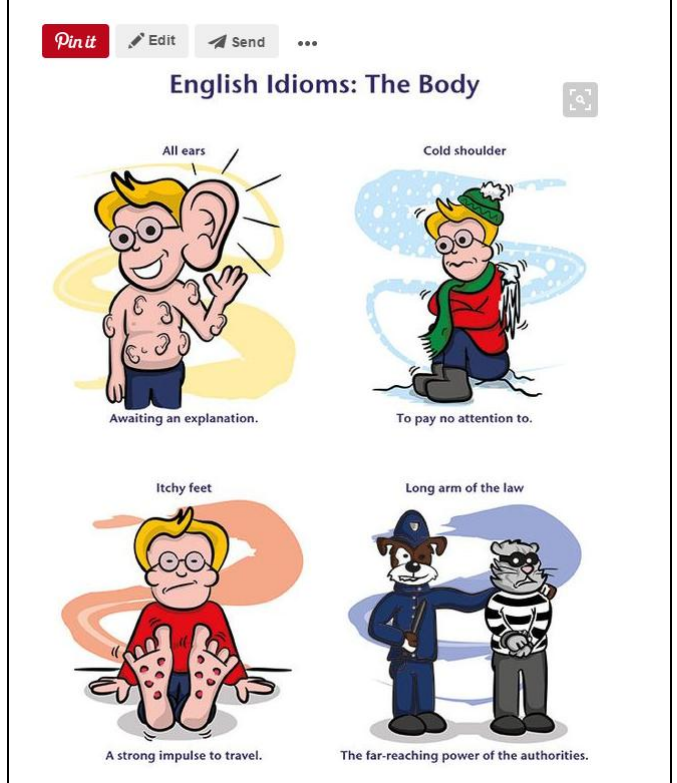
**to laugh up one's sleeve**  
to laugh secretly  
I was laughing up my sleeve during the whole meeting. 

**get the boot**  
to get fired  


<https://www.pinterest.com/pin/524950900296839088/>



<https://www.pinterest.com/pin/524950900296839086/>

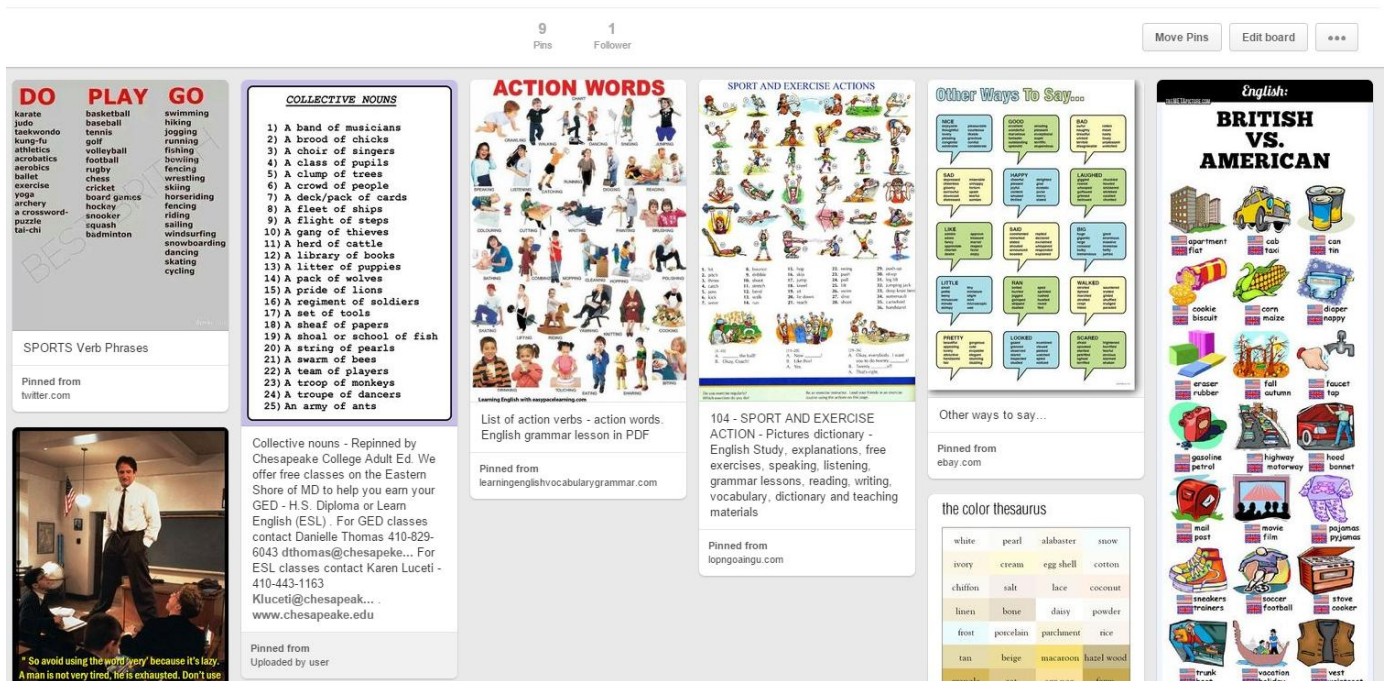


- Create Team Work Board: Assign students to work in group and pin articles they found on a certain topic for extensive reading, follow-up discussion and brainstorm ideas for writing.
- Create different language skill boards: Pin books, video, lesson plans, focusing on a certain skill likes speaking, listening, reading, writing or language component such as grammar, pronunciation and vocabulary.

*A sample vocabulary board*



# Vocabulary



## Samples of writing pins

<https://www.pinterest.com/pin/17099673562574>

592/

**Pin it** Like Send 697 80

**Lifehack**

### An Infographic To Teach You The Hacks To Write Argumentative Essays

#### Writing an Argumentative Essay

**Nouns for those in favor of:**

- Proponents
- Advocates
- Backers
- Defenders
- Supporters

**Nouns for those against:**

- Opponents
- Challengers
- Contenders
- Critics
- Rivals

**Don't**

- Don't write "they" without defining who "they" are.
- Don't write "many people" without defining who "many people" are.

**Do**

Use strong action verbs and specific nouns.

**Use the Right Words to Argue Well**

Effective arguments use effective vocabulary

The purpose of an argumentative essay is to sway readers to recognize your viewpoint as valid. To accomplish this, you need to use the right words.

**Stupendous Pro-Argument Verbs**

- Allege
- Argue
- Assert
- Claim
- Contend
- Insist
- Reason
- Say
- Show
- State
- Suggest

**Awesome Counter-Argument Verbs**

- Challenge
- Deny
- Dispute
- Doubt
- Question
- Refute
- Reject

**Some Example Sentences**

Proponents of the Earl Grey laws argue in favor of banning Starbucks coffee in the United States.

<https://www.pinterest.com/pin/524950900290522905/>

**Pin it** Like Send 163 66

### Shift word choice in the favor of emotion

**Intellectual words**

- accelerate
- accolade
- additionally
- aid
- allow
- anecdote
- anticipate
- assault
- astute
- at an end
- attractive
- avid
- beneficial
- challenge
- circular
- combat
- completed
- concerned
- concerning
- construct
- contact you
- container
- courageous
- damage, harm
- demise
- desire

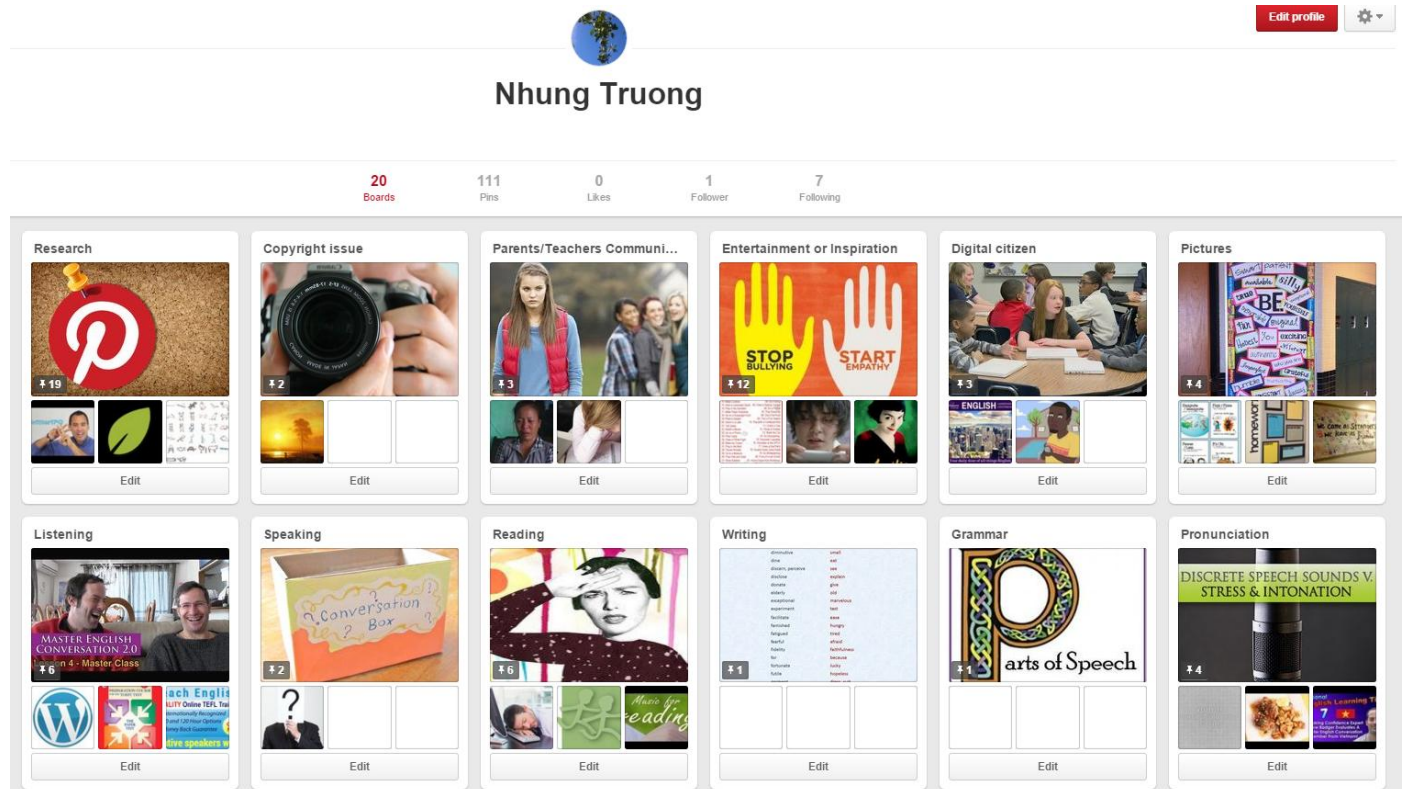
**Emotional words**

- speed up
- applause
- there's more:
- help
- let
- joke
- expect
- beat up
- smart
- over
- good looking
- eager
- good for
- dare
- round
- fight
- finished
- worried
- about
- build
- write you
- bag, bottle, jar
- brave
- hurt
- death
- hope

## b. Applications in Professional development

- Follow other teachers' and educators' board.
- Create Research Board.

Pinterest user may use Pinterest to collect materials, journals, websites for writing research. This is crucial for later in-text quoting and reference listing.



*A sample pin board*

## c. Applications in entertainment

- Create Entertainment Board to collect pictures, cartoons, funny stories just for fun or which can be used in class as the warmer.
- Create Music Boards

Students create a music board by pinning their favorite songs. Teacher play the music during class events or during other appropriate times.

A free Pinterest account can be created on the website <https://www.pinterest.com/join/>

### **Part 3. Conclusion**

---

The study seeks to provide some practical recommendation on how technology can be integrated into English teaching and learning in areas with limited resources, focussing on highlighting the benefit and relevance of the free tools in motivating students to learn English inside and outside of the classroom and helping teachers collect more authentic materials for their teaching and professional development.

Due to the limited experience in this field from the writer, and the limited time and resources, problems and oversights are unavoidable. I, therefore, would be grateful to any comments and criticism from the readers for the betterment of this paper.

## REFERENCES

---

1. [https://www.youtube.com/watch?v=Jq\\_yIbrD01c&list=PLB043E64B8BE05FB7&index=25](https://www.youtube.com/watch?v=Jq_yIbrD01c&list=PLB043E64B8BE05FB7&index=25)
2. <https://www.youtube.com/watch?v=mZQgd2sPxpK>
3. <https://www.pinterest.com/pin/17099673562574592/>
4. <https://www.pinterest.com/pin/524950900296839088/>
5. <https://www.pinterest.com/pin/524950900296839037/>
6. <https://www.pinterest.com/pin/524950900296871078/>